

## CPS DIVERSE LEARNERS ENROLLMENT OF STUDENTS WITH IEPs AND STAFFING

### 5 YEAR TRENDS (SY2011, SY2012, SY2013, SY2014, SY2015)

#### ***BOTH DISTRICT AND NON-DISTRICT RUN SCHOOLS***

- Enrollment of students with IEPs has increased by 4 percent from SY11-15 across all schools; 3.4 percent decline in district run schools yet a 79 percent increase in non-district run schools. See EOY totals.
- There was a 22 percent increase in staff allocated from SY11-15 across all schools (teachers and paraprofessionals); a 13 percent increase at district run schools and a 138 percent increase at non-district run schools. See Staffing Allocations totals.

SCHOOL YEAR	STUDENT ENROLLMENT <i>STUDENTS WITH IEPs ONLY</i>		STAFFING ALLOCATIONS <i>BASED ON JANUARY ENROLLMENT, PRIOR YEAR</i>			APPROVED REQUESTS FOR ADDITIONAL POSITIONS		STAFFED POSITIONS <i>END OF YEAR</i>	
	20 <sup>TH</sup> DAY	EOY	TEACHER	PARAPRO	TOTAL	TEACHER	PARAPRO	TEACHER	PARAPRO
SY2010-11	49,276	52,249	3,662	3,034	6,696	215	422	-	-
SY2011-12	49,798	52,655	3,787	3,286	7,073	178	324	-	-
SY2012-13	49,765	53,542	3,802	3,318	7,120	246	345	-	-
SY2013-14	51,002	53,421	3,831	3,321	7,152	448	548	-	-
SY2014-15	51,648	54,394	4,400	3,762	8,162	196	411	-	-
SY2015-16 PROJECTIONS	NA	NA	4,470	3,589	8,059	NA	NA	-	-

**NOTES & SOURCES:**

- Staffed Positions - This includes all Special Education Teachers; and all Bilingual/Regular Special Education Classroom Assistant I/II and Bilingual/Regular Children Welfare Assistants.
- IMPACT-SSM as of 10/4/2010 and 7/6/2011 (SY2011); 10/4/2011 and 6/29/2012 (SY2012); 10/3/2012 and 7/1/2013 (SY2013); 9/30/2013 and 6/27/2014 (SY2014); 9/29/2014 and 6/26/2015 (SY2015)
- 20th day enrollment data published on cps.edu for SY2014-15 is inaccurate. The Office of Accountability, Information Technology Systems and the Office of Management and Budget found a glitch in our data systems that underreported the number of students with IEPs and 504s by nearly 3,000 students across various schools. Though the data error was resolved internally, the 20th day enrollment reports on cps.edu were not republished to reflect the correct counts of students. The data above shows the correct numbers of students with IEPs, 504s and service plans by school type.

For more information, contact:

Phylcia Lyons, Director, Compliance Monitoring & Management | 773-553-5163 | [ptlyons@cps.edu](mailto:ptlyons@cps.edu)

Markay L. Winston, PhD., Chief Officer | 773-553-1802 | [mlwinston@cps.edu](mailto:mlwinston@cps.edu)

## CPS DIVERSE LEARNERS

### ENROLLMENT OF STUDENTS WITH IEPs AND STAFFING

#### 5 YEAR TRENDS (SY2011, SY2012, SY2013, SY2014, SY2015)

#### *DISTRICT-RUN SCHOOLS ONLY (Networks 1-13, SLA, OS4 & AUSL)*

SCHOOL YEAR	STUDENT ENROLLMENT <i>STUDENTS WITH IEPs ONLY</i>		STAFFING ALLOCATIONS <i>BASED ON JANUARY ENROLLMENT, PRIOR YEAR</i>		APPROVED REQUESTS FOR ADDITIONAL POSITIONS		STAFFED POSITIONS <i>END OF YEAR</i>	
	20 <sup>TH</sup> DAY	EOY	TEACHER	PARAPRO	TEACHER	PARAPRO	TEACHER	PARAPRO
SY2010-11	44,464	47,530	3,347.0	2,885.0	175.4	398.0	3,156.5	2,178.0
SY2011-12	44,243	47,242	3,401.0	3,056.0	118.0	261.5	3,353.0	2,456.0
SY2012-13	43,154	47,423	3,368.0	3,044.0	174.5	263.0	3,399.5	2,580.5
SY2013-14	43,371	45,857	3,336.0	3,009.0	318.9	430.0	3,362.7	2,839.0
SY2014-15	42,958	45,927	3,724.0	3,331.0	134.0	321.5	3,587.8	3,232.0

**NOTES & SOURCES:**

- Staffed Positions - This includes all Special Education Teachers; and all Bilingual/Regular Special Education Classroom Assistant I/II and Bilingual/Regular Children Welfare Assistants.
- IMPACT-SSM as of 10/4/2010 and 7/6/2011 (SY2011); 10/4/2011 and 6/29/2012 (SY2012); 10/3/2012 and 7/1/2013 (SY2013); 9/30/2013 and 6/27/2014 (SY2014); 9/29/2014 and 6/26/2015 (SY2015)
- 20th day enrollment data published on cps.edu for SY2014-15 is inaccurate. The Office of Accountability, Information Technology Systems and the Office of Management and Budget found a glitch in our data systems that underreported the number of students with IEPs and 504s by nearly 3,000 students across various schools. Though the data error was resolved internally, the 20th day enrollment reports on cps.edu were not republished to reflect the correct counts of students. The data above shows the correct numbers of students with IEPs, 504s and service plans by school type.

For more information, contact:

 Phylcia Lyons, Director, Compliance Monitoring & Management | 773-553-5163 | [ptlyons@cps.edu](mailto:ptlyons@cps.edu)

 Markay L. Winston, PhD., Chief Officer | 773-553-1802 | [mlwinston@cps.edu](mailto:mlwinston@cps.edu)

## CPS DIVERSE LEARNERS

### ENROLLMENT OF STUDENTS WITH IEPs AND STAFFING

#### 5 YEAR TRENDS (SY2011, SY2012, SY2013, SY2014, SY2015)

#### *NON-DISTRICT RUN SCHOOLS (Charter, Contract & Options)*

SCHOOL YEAR	STUDENT ENROLLMENT <i>STUDENTS WITH IEPs ONLY</i>		STAFFING ALLOCATIONS <i>BASED ON JANUARY ENROLLMENT, PRIOR YEAR</i>		APPROVED REQUESTS FOR ADDITIONAL POSITIONS		STAFFED POSITIONS <i>END OF YEAR</i>	
	20 <sup>TH</sup> DAY	EOY	TEACHER	PARAPRO	TEACHER	PARAPRO	TEACHER	PARAPRO
SY2010-11	4,812	4,719	315	149	39.5	23.5	NDA	NDA
SY2011-12	5,555	5,413	386	230	59.5	62.5	NDA	NDA
SY2012-13	6,611	6,119	434	274	71.0	82.0	NDA	NDA
SY2013-14	7,631	7,564	495	312	129.5	118.0	NDA	NDA
SY2014-15	8,690	8,467	676	430.5	61.5	89.0	NDA	NDA

**NOTES & SOURCES:**

- Staffed Positions - This includes all Special Education Teachers; and all Bilingual/Regular Special Education Classroom Assistant I/II and Bilingual/Regular Children Welfare Assistants.
- IMPACT-SSM as of 10/4/2010 and 7/6/2011 (SY2011); 10/4/2011 and 6/29/2012 (SY2012); 10/3/2012 and 7/1/2013 (SY2013); 9/30/2013 and 6/27/2014 (SY2014); 9/29/2014 and 6/26/2015 (SY2015)
- 20th day enrollment data published on cps.edu for SY2014-15 is inaccurate. The Office of Accountability, Information Technology Systems and the Office of Management and Budget found a glitch in our data systems that underreported the number of students with IEPs and 504s by nearly 3,000 students across various schools. Though the data error was resolved internally, the 20th day enrollment reports on cps.edu were not republished to reflect the correct counts of students. The data above shows the correct numbers of students with IEPs, 504s and service plans by school type.

For more information, contact:

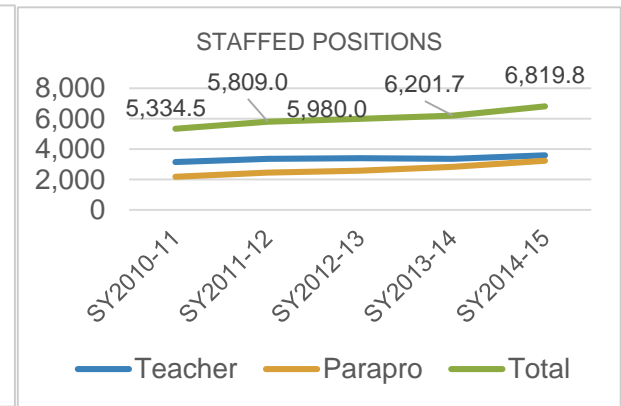
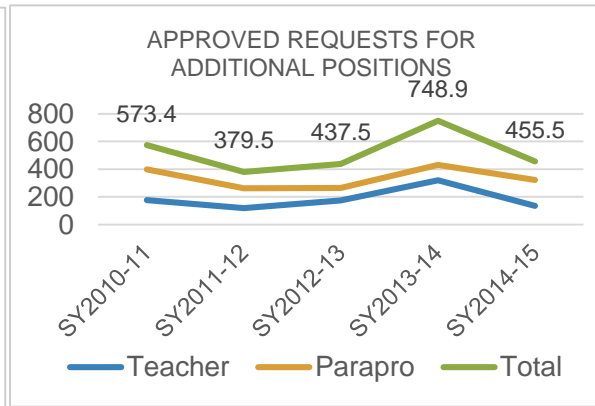
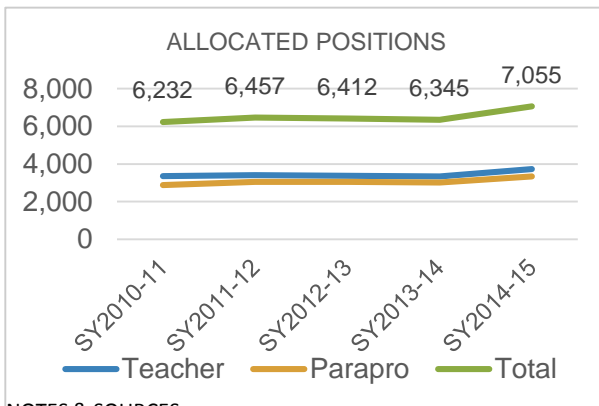
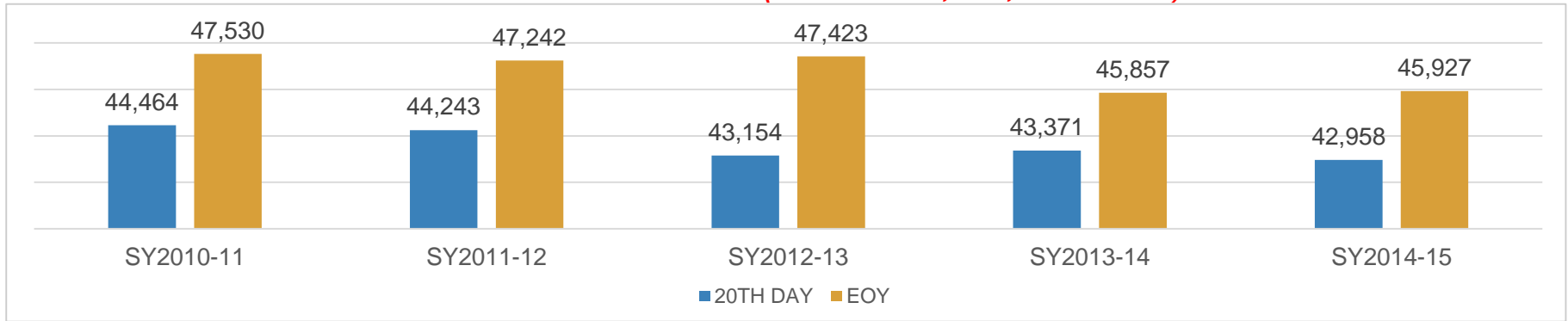
 Phylcia Lyons, Director, Compliance Monitoring & Management | 773-553-5163 | [ptlyons@cps.edu](mailto:ptlyons@cps.edu)

 Markay L. Winston, PhD., Chief Officer | 773-553-1802 | [mlwinston@cps.edu](mailto:mlwinston@cps.edu)

## CPS DIVERSE LEARNERS ENROLLMENT OF STUDENTS WITH IEPs AND STAFFING

**5 YEAR TRENDS (SY2011, SY2012, SY2013, SY2014, SY2015)**

***DISTRICT-RUN SCHOOLS ONLY (Networks 1-13, SLA, OS4 & AUSL)***



**NOTES & SOURCES:**

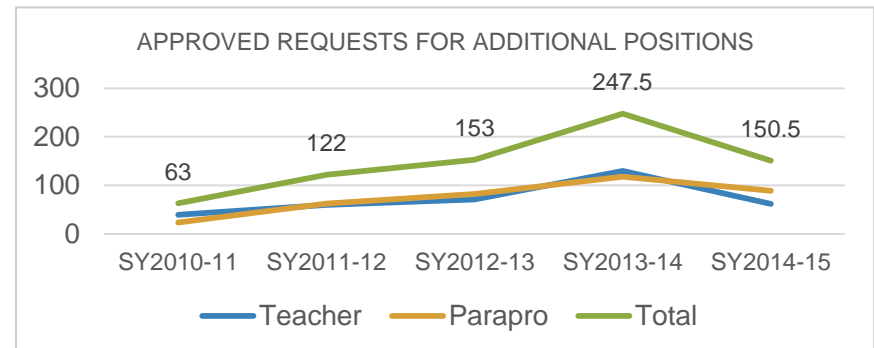
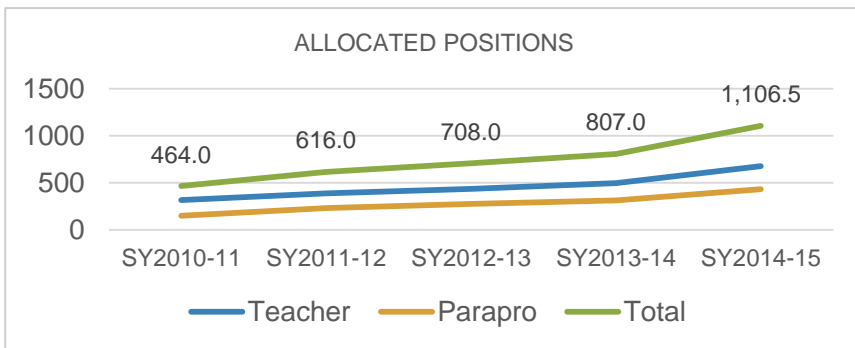
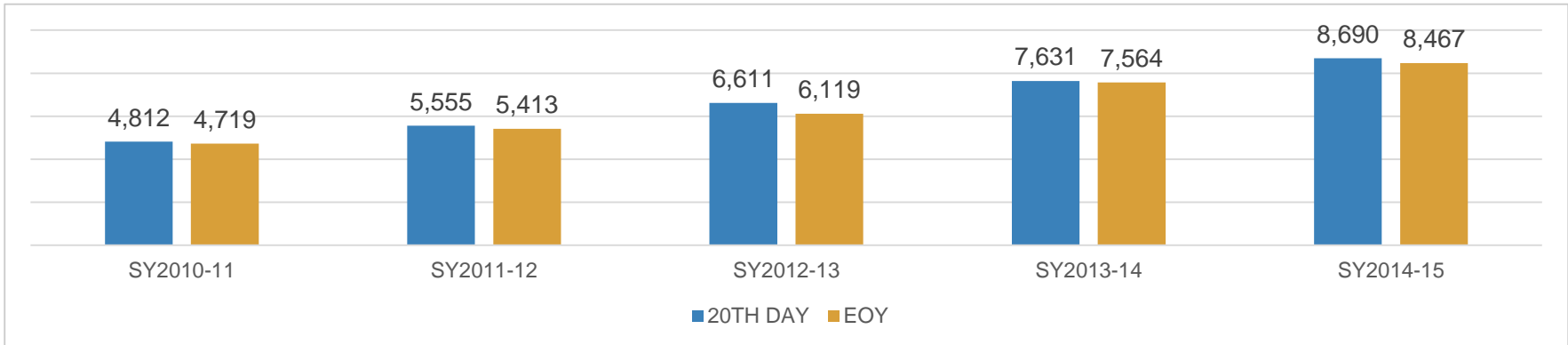
- Staffed Positions - This includes all Special Education Teachers; and all Bilingual/Regular Special Education Classroom Assistant I/II and Bilingual/Regular Children Welfare Assistants.
- IMPACT-SSM as of 10/4/2010 and 7/6/2011 (SY2011); 10/4/2011 and 6/29/2012 (SY2012); 10/3/2012 and 7/1/2013 (SY2013); 9/30/2013 and 6/27/2014 (SY2014); 9/29/2014 and 6/26/2015 (SY2015)
- 20th day enrollment data published on cps.edu for SY2014-15 is inaccurate. The Office of Accountability, Information Technology Systems and the Office of Management and Budget found a glitch in our data systems that underreported the number of students with IEPs and 504s by nearly 3,000 students across various schools. Though the data error was resolved internally, the 20th day enrollment reports on cps.edu were not republished to reflect the correct counts of students. The data above shows the correct numbers of students with IEPs, 504s and service plans by school type.

For more information, contact:

Phylcia Lyons, Director, Compliance Monitoring & Management | 773-553-5163 | [ptlyons@cps.edu](mailto:ptlyons@cps.edu)

Markay L. Winston, PhD., Chief Officer | 773-553-1802 | [mlwinston@cps.edu](mailto:mlwinston@cps.edu)

## CPS DIVERSE LEARNERS ENROLLMENT OF STUDENTS WITH IEPs AND STAFFING 5 YEAR TRENDS (SY2011, SY2012, SY2013, SY2014, SY2015) *NON-DISTRICT RUN SCHOOLS (Charter, Contract & Options)*



**NOTES & SOURCES:**

- Staffed Positions - This includes all Special Education Teachers; and all Bilingual/Regular Special Education Classroom Assistant I/II and Bilingual/Regular Children Welfare Assistants.
- IMPACT-SSM as of 10/4/2010 and 7/6/2011 (SY2011); 10/4/2011 and 6/29/2012 (SY2012); 10/3/2012 and 7/1/2013 (SY2013); 9/30/2013 and 6/27/2014 (SY2014); 9/29/2014 and 6/26/2015 (SY2015)
- 20th day enrollment data published on cps.edu for SY2014-15 is inaccurate. The Office of Accountability, Information Technology Systems and the Office of Management and Budget found a glitch in our data systems that underreported the number of students with IEPs and 504s by nearly 3,000 students across various schools. Though the data error was resolved internally, the 20th day enrollment reports on cps.edu were not republished to reflect the correct counts of students. The data above shows the correct numbers of students with IEPs, 504s and service plans by school type.

For more information, contact:

Phylcia Lyons, Director, Compliance Monitoring & Management | 773-553-5163 | [ptlyons@cps.edu](mailto:ptlyons@cps.edu)  
 Markay L. Winston, PhD., Chief Officer | 773-553-1802 | [mlwinston@cps.edu](mailto:mlwinston@cps.edu)

